

Example Site

All Conveyors

Conveyor Condition Assessment Report

Special Monitor Method Codes

'No CM Req'd' - No Condition Monitoring Required

'No Strat' - No Condition Monitoring Strategy yet

Test Date Formatting

Test date format will change to bold red and be underlined if date is more than 120 days in the past.

Condition	Condition Description
STOP FIX	STOP & FIX
Major Fault	Major Problem - Action Required ASAP.
Out of Spec	Out of Spec - Not Functioning to Standard.
Fault Minor	Fault - No Action at this Stage.
Good	Good - No issues.
Unknown	Condition unknown

Belting - Top Problems Report

CC010 Conveyor

Conveyor Belt										
#	Joint Detail	Test Date	Comment / Action	Condition	#	Belt Detail	Test Date	Comment / Action	Condition TC	Condition BC
1	Splice	20-01-10	Top cover: Poor condition, LHS splice patch repair with evidence of further deterioration. Bottom cover: Poor condition, wear and delaminating at edge to carcass. (Clean/Inspect/Adjust) Plan for belt replacement or splice repair.	Major Fault	1	PN800/4 750 6+2 Goodyear Roll: 2979A1 Install: 31-03-10	20-01-10	Top Cover: Poor condition, continued LHS edge wear to carcass 3-5cm from edge across belt length. (refer photo) (Clean/Inspect/Adjust) Monitor for further degradation. Bottom Cover: Fair condition, edge cracking/wear on LHS/RHS. (Clean/Inspect/Adjust) Monitor for further degradation.	Fault Minor	Fault Minor
2	Splice	20-01-10	Top cover: Poor condition, worn to the carcass on RHS/LHS edge. Bottom cover: Poor condition (Clean/Inspect/Adjust) Plan for belt replacement or splice repair.	Major Fault	2	IMAS Roll: F9053B Install: 31-03-10	20-01-10	Top Cover: Poor condition, continued LHS edge wear to carcass 3-5cm from edge across length of belt. (Clean/Inspect/Adjust) Monitor for further deterioration. Bottom Cover: Fair condition, edge cracking/wear on LHS/RHS. (Clean/Inspect/Adjust) Monitor for further deterioration.	Out of Spec	Out of Spec

CC003 Conveyor

Conveyor Belt										
#	Joint Detail	Test Date	Comment / Action	Condition	#	Belt Detail	Test Date	Comment / Action	Condition TC	Condition BC
1	Splice	20-01-10	Bottom cover: Fair condition. Top cover: Poor condition, delaminating on RHS top edge at 1st ply. (Belting - Replace)	Out of Spec	1	Install: 31-03-10	20-01-10	Top Cover: Poor condition, worn to the carcass length of belt 3cm from edge RHS. Belt generally very thin from ultrasonic measurements. Severe edge wear and fraying. (Belting - Replace) Prepare for belt change. Bottom Cover: Poor condition (Belting - Replace)	Major Fault	Major Fault

CC105 Conveyor

Conveyor Belt										
#	Joint Detail	Test Date	Comment / Action	Condition	#	Belt Detail	Test Date	Comment / Action	Condition TC	Condition BC
1	Splice	20-01-10	Top cover: Fair condition Bottom cover: Poor condition, splice torn away from join and flapping against passing idler. (Clean/Inspect/Adjust) Repair immediately.	STOP FIX	1	IMAS Roll: 3800A1 Install: 31-03-10	20-01-10	Top Cover: Good condition (Clean/Inspect/Adjust) Bottom Cover: Fair condition, some edge damage RHS. (Clean/Inspect/Adjust) Monitor closely for further degradation.	Good	Fault Minor

CC204 Conveyor

Conveyor Belt										
#	Joint Detail	Test Date	Comment / Action	Condition	#	Belt Detail	Test Date	Comment / Action	Condition TC	Condition BC
1	Splice	<u>20-01-10</u>	Top cover: Fair condition Bottom cover: Large section removed from splice to carcass 25cm2 and delaminating at edge on RHS. (Belting - Replace) Plan for belt replacement.	Out of Spec	1	IMAS Install: 31-03-10	<u>20-01-10</u>	Top Cover: Poor condition. Section 3m long on LHS edge torn back to carcass, some small gouges on LHS/RHS, also consistent skirt-line damage on LHS. (Belting - Replace) Plan for belt replacement. Bottom Cover: Poor condition. Delaminating between 1st ply from bottom. (Belting - Replace) Plan for belt replacement.	Major Fault	Out of Spec

Conveyor Components - Top Problems Report

CC010 Conveyor

Tracking Systems						
#	Component	Method	Test Date	Comment	Condition	Action
3	Return Tracker (# 1-2 frame)	Visual	20-01-10	Poor condition, frame does not freely rotate and is unserviceable.	Major Fault	(Repair) Requires replacement/repair.
4	Return Tracker (# 40 frame)	Visual	20-01-10	Poor condition, frame does not freely rotate and is unserviceable. Tracking frame buried.	Major Fault	(Repair) Requires replacement/repair.

General						
#	Component	Method	Test Date	Comment	Condition	Action
1	General (Material Buildup)	Visual	20-01-10	# 1 Mobile Hopper Poor condition, excess dust spillage around hopper and flowing back on the return and building up around return idlers towards tail. Hopper has been knocked off tracks and requires adjustment to ensure material feeds onto conveyor correctly.	Major Fault	
2	General (Material Buildup)	Visual	20-01-10	Material Build-up Excessive material build-up near return idlers tail to 1, 16, 75-100, 141, 152 some idlers completely buried in build-up.	Out of Spec	(Clean/Inspect/Adjust) Requires cleaning and removal.
3	General (Idlers)	Visual	20-01-10	Trough Frame Damaged and bent trough frame at frame # 60 center idler not making contact and frame # 163 & 166 RHS.	Out of Spec	

CC001 Conveyor

Pulleys						
#	Component	Method	Test Date	Comment	Condition	Action
4	Takeup Bend (Ceramic Type)	Visual	20-01-10	LHS lube line limited access, floating away from walk-way.	Major Fault	

Cleaners						
#	Component	Method	Test Date	Comment	Condition	Action
1	Head (Primary 1 - Razer H-Type)	Visual	20-01-10	Could not inspect, signs of excessive build-up and spillage.	Out of Spec	clean/inspect/adjust
2	Head (Secondary 1 - Razer P-Type)	Visual	20-01-10	Could not inspect, signs of excessive build-up and spillage.	Out of Spec	Clean/inspect/adjust

Conveyor Components - Top Problems Report

CC001 Conveyor

Tracking Systems						
#	Component	Method	Test Date	Comment	Condition	Action
2	Trough Tracker (# 76 frame)	Visual	20-01-10	Poor condition, frame does not freely rotate and is unserviceable. RHS servo hitting structure, LHS servo worn / replace servo. (refer photo 9)	Major Fault	(Repair) Requires replacement/repair.
3	Return Tracker (# 17 frame)	Visual	20-01-10	Poor condition, frame does not freely rotate and is unserviceable requiring replacement/repair. RHS servo hitting structure, LHS servo worn / replace servo.	Major Fault	(Repair)
4	Return Tracker (# 52 frame)	Visual	20-01-10	Poor condition, pivot falling by gravity to RHS.	Major Fault	Requires repair to tension at pivot or replacement.

General						
#	Component	Method	Test Date	Comment	Condition	Action
5	General (Material Buildup)	Visual	20-01-10	Material build-up around tail end of conveyor and on RHS walkway had not been cleaned requires removal due potential slip hazard.	Out of Spec	(Clean/Inspect/Adjust) Requires cleaning
6	General (Material Buildup)	Visual	20-01-10	Material build-up on tail chute cover, requires cleaning.	Out of Spec	(Clean/Inspect/Adjust)

CC002 Conveyor

Monitoring Devices						
#	Component	Method	Test Date	Comment	Condition	Action
2	Belt Drift Switch (Frame # 1-2 - Carry Side)	Visual	20-01-10	2 x belt drift switches between # 1 & 2 idler frame on carry side appear to be functional, could not confirm serviceability. Signs of wear on LHS switch suggesting possible serviceability issues.	Out of Spec	

Tracking Systems						
#	Component	Method	Test Date	Comment	Condition	Action
4	Return Tracker (# 58 frame)	Visual	20-01-10	Poor condition, frame does not freely rotate (quite stiff).	Major Fault	(Repair) Requires repair

General						
#	Component	Method	Test Date	Comment	Condition	Action
8	General (Belt Tension)	Visual	20-01-10	Signs of insufficient belt tension in system.	Out of Spec	(Clean/Inspect/Adjust) Requires tensioning.
9	General (Material Buildup)	Visual	20-01-10	Excessive material build-up under head pulley making contact with belt had been cleaned/removed.	Out of Spec	(Belt Joint - Resplice)

Conveyor Components - Top Problems Report

CC003 Conveyor

Pulleys						
#	Component	Method	Test Date	Comment	Condition	Action
3	Tripper (Rubber - Grooved)	Visual	<u>20-01-10</u>	Poor condition, worn (or smooth due to material build-up) to 40cm length at centre of pulley.	Major Fault	Repair/replace/clean lagging.
5	Tripper (Rubber - Grooved)	Visual	<u>20-01-10</u>	Poor condition, material build-up on center pulley face.	Out of Spec	Clean/replace lagging.

Cleaners						
#	Component	Method	Test Date	Comment	Condition	Action
5	Head Frame # 83 (Secondary 3 - Razer P-Type)	Visual	<u>20-01-10</u>	Excessive material build-up, clean/inspect/adjust cleaner (refer photo 16).	Out of Spec	
6	Head Frame # 80-81 (Floating Plough - Belle Banne/Flexco)	Visual	<u>20-01-10</u>	Plough not in contact with belting at nose, requires adjustment. Excess build-up LHS/RHS of plough. (refer photo 15)	Out of Spec	

Tracking Systems						
#	Component	Method	Test Date	Comment	Condition	Action
5	Return Tracker (# 12 frame)	Visual	<u>20-01-10</u>	Frame does not freely rotate and is unserviceable requiring replacement.	Major Fault	(Replace) Excess material build-up around idler requires removal/cleanup.
6	Return Tracker (# 79 frame)	Visual	<u>20-01-10</u>	Frame does not freely rotate and is unserviceable.	Major Fault	(Repair) Requiring replacement or repair.
7	Return Tracker (# 102 frame)	Visual	<u>20-01-10</u>	Frame does not freely rotate and is unserviceable requiring replacement.	Major Fault	Excess material build-up around idler requires removal/cleanup.
8	Return Tracker (# 129 frame)	Visual	<u>20-01-10</u>	Frame does not freely rotate and is unserviceable.	Major Fault	Requires replacement or repair.

General						
#	Component	Method	Test Date	Comment	Condition	Action
10	General (Skirting)	Visual	<u>20-01-10</u>	CC002 Loading Chute - Poor condition. Excess dust escaping on RHS.	Out of Spec	(Clean/Inspect/Adjust) Skirt requires repositioning.
12	General (Skirting)	Visual	<u>20-01-10</u>	Tripper - Poor condition. Requires adjustment on LHS/RHS due to excessive build-up around trough idlers.	Major Fault	(Clean/Inspect/Adjust)
13	General (Material Buildup)	Visual	<u>20-01-10</u>	Evidence of material build-up around return idlers from tail onwards also build-up and around some trough idlers.	Out of Spec	(Clean/Inspect/Adjust)
14	General (Material Buildup)	Visual	<u>20-01-10</u>	Material build-up & spillage under return belting from TUP pulley to drive location has improved, although evidence of some at ground level.	Major Fault	
15	General (Material Buildup)	Visual	<u>20-01-10</u>	Excessive material build-up at tail end LHS/RHS walkways require cleaning.	Out of Spec	(Clean/Inspect/Adjust)
16	General (Material Buildup)	Visual	<u>20-01-10</u>	Excess material build-up on frame below # 36, 55, 117.	Out of Spec	(Clean/Inspect/Adjust)

Conveyor Components - Top Problems Report

CC104 Conveyor

Monitoring Devices						
#	Component	Method	Test Date	Comment	Condition	Action
6	Tramp Metal Detector (Frame # 38 - Carry Side)	Visual	20-01-10	Detector at frame # 38 does not appear to be serviceable, no pressure in dye canister (0 psi), service dye marking system.	Out of Spec	(Clean/Inspect/Adjust) Determine functionality of detector unit.

Tracking Systems						
#	Component	Method	Test Date	Comment	Condition	Action
2	Return Tracker (# 21 frame)	Visual	20-01-10	Frame does not freely rotate and is unserviceable RHS servo wearing against belt.	Major Fault	(Repair) Requires replacement or repair.
3	Return Tracker (# 57 frame)	Visual	20-01-10	Frame does not freely rotate and is unserviceable and excess material build-up around idler.	Major Fault	Requires replacement or repair. Build-up requires cleaning.
3	Return Tracker (# 57 frame)	Visual	20-01-10	Frame does not freely rotate and is unserviceable requiring replacement/repair.	Major Fault	(Repair)

General						
#	Component	Method	Test Date	Comment	Condition	Action
18	General (Gearbox)	Visual	20-01-10	No cover to open ended shaft of motor gearbox, potential safety hazard.	Out of Spec	(Clean/Inspect/Adjust) Investigate covers and rectify.

CC105 Conveyor

Pulleys						
#	Component	Method	Test Date	Comment	Condition	Action
2	Takeup Bend (Rubber - Grooved)	Visual	20-01-10	Poor condition, excess build-up on lagging tread. Lube line still bent and not connected.	Major Fault	(Repair) Build-up requires cleaning and lube line requires repair.
3	Takeup (Rubber - Grooved)	Visual	20-01-10	Poor condition, excess material build-up around TUP pulley making contact with belt.	Out of Spec	(Clean/Inspect/Adjust) Requires cleaning.

Cleaners						
#	Component	Method	Test Date	Comment	Condition	Action
3	Takeup (Floating Plough - Belle Banne/Flexco)	Visual	20-01-10	Plough not in good contact with belting at nose.	Out of Spec	(Clean/Inspect/Adjust) Requires adjustment.
4	Tail (Floating Plough - Belle Banne/Flexco)	Visual	20-01-10	Plough not in contact with belting at nose, as well as build-up on top of blades.	Out of Spec	(Clean/Inspect/Adjust) Requires adjustment and cleaning.

Conveyor Components - Top Problems Report

CC105 Conveyor

Tracking Systems						
#	Component	Method	Test Date	Comment	Condition	Action
2	Return Tracker (# 21 frame)	Visual	20-01-10	Frame does not freely rotate and is unserviceable and RHS servo worn.	Major Fault	(Clean/Inspect/Adjust) Tracker requires replacement or repair and excess material build-up requires clean/remove.

General						
#	Component	Method	Test Date	Comment	Condition	Action
21	General (Material Buildup)	Visual	20-01-10	Excessive material build-up at tail end below chute and on frame # 35.	Out of Spec	(Clean/Inspect/Adjust) Requires cleaning.
22	General (Gearbox)	Visual	20-01-10	No cover to open ended shaft of motor gearbox, potential safety hazard.	Out of Spec	(Repair) Investigate covers and rectify.

CC204 Conveyor

Monitoring Devices						
#	Component	Method	Test Date	Comment	Condition	Action
6	Tramp Metal Detector (Frame # 37 - Carry Side)	Visual	20-01-10	Metal detector at frame # 37 does not appear to be serviceable, no pressure in dye canister (0 psi), service dye marking system.	Out of Spec	(Clean/Inspect/Adjust) Determine functionality of detector unit.

Tracking Systems						
#	Component	Method	Test Date	Comment	Condition	Action
3	Return Tracker (# 57 frame)	Visual	20-01-10	Frame does not freely rotate and is unserviceable.	Major Fault	(Repair) Requires replacement or repair.

General						
#	Component	Method	Test Date	Comment	Condition	Action
24	General (Gearbox)	Visual	20-01-10	No cover to open ended shaft of motor gearbox, potential safety hazard.	Out of Spec	(Clean/Inspect/Adjust) Investigate covers and rectify.
25	General (Transfers)	Visual	20-01-10	Chute cover at tail end transfer poorly positioned.	Out of Spec	(Clean/Inspect/Adjust) Requires readjusting.

CC205 Conveyor

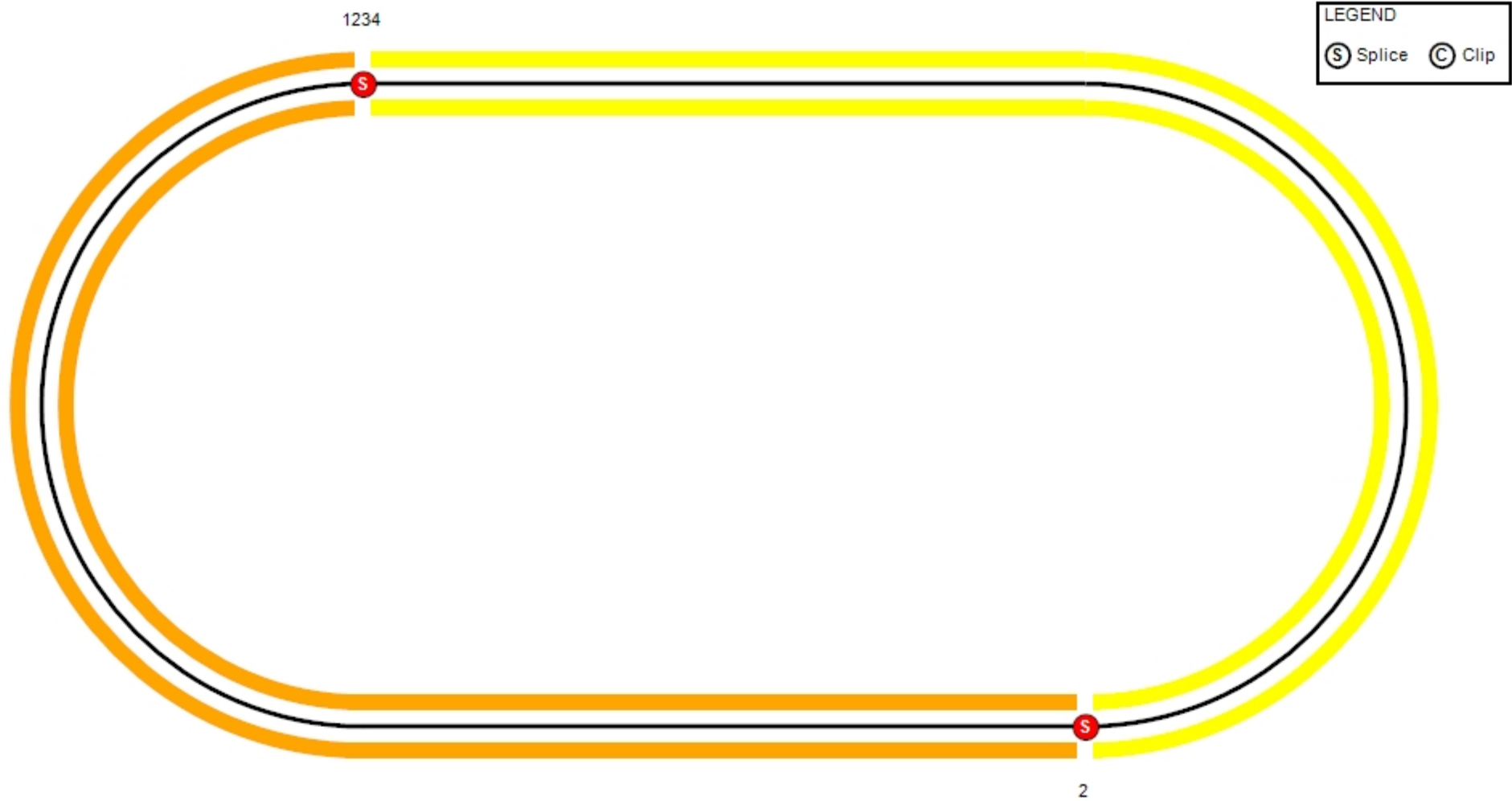
Tracking Systems						
#	Component	Method	Test Date	Comment	Condition	Action
1	Trough Tracker (# 19 frame)	Visual	20-01-10	Frame does not freely rotate and LHS servo worn.	Major Fault	(Repair) Requires repair.

Conveyor Components - Top Problems Report

CC205 Coveyor

General						
#	Component	Method	Test Date	Comment	Condition	Action
28	General (Guarding)	Visual	<u>20-01-10</u>	Guarding has not been re-fitted to protect from potential pinch point and safety hazards RHS head end.	Out of Spec	(Repair) Guarding requires refitting.
30	General (Gearbox)	Visual	<u>20-01-10</u>	No cover to open ended shaft of motor gearbox, potential safety hazard	Out of Spec	(Clean/Inspect/Adjust) Investigate covers and rectify.

CC010 Conveyor



CC010 Conveyor - Belting Details

Conveyor Belt										
#	Joint Detail	Test Date	Comment / Action	Condition	#	Belt Detail	Test Date	Comment / Action	Condition TC	Condition BC
1	Splice	20-01-10	Top cover: Poor condition, LHS splice patch repair with evidence of further deterioration. Bottom cover: Poor condition, wear and delaminating at edge to carcass. (Clean/Inspect/Adjust) Plan for belt replacement or splice repair.	Major Fault	1	PN800/4 750 6+2 Goodyear Roll: 2979A1 Install: 31-03-10	20-01-10	Top Cover: Poor condition, continued LHS edge wear to carcass 3-5cm from edge across belt length. (refer photo) (Clean/Inspect/Adjust) Monitor for further degradation. Bottom Cover: Fair condition, edge cracking/wear on LHS/RHS. (Clean/Inspect/Adjust) Monitor for further degradation.	Fault Minor	Fault Minor
2	Splice	20-01-10	Top cover: Poor condition, worn to the carcass on RHS/LHS edge. Bottom cover: Poor condition (Clean/Inspect/Adjust) Plan for belt replacement or splice repair.	Major Fault	2	IMAS Roll: F9053B Install: 31-03-10	20-01-10	Top Cover: Poor condition, continued LHS edge wear to carcass 3-5cm from edge across length of belt. (Clean/Inspect/Adjust) Monitor for further deterioration. Bottom Cover: Fair condition, edge cracking/wear on LHS/RHS. (Clean/Inspect/Adjust) Monitor for further deterioration.	Out of Spec	Out of Spec

CC010 Conveyor - Component Details

Pulleys						
#	Component	Method	Test Date	Comment	Condition	Action
1	Tail/Takeup (Rubber - Grooved)	Visual	20-01-10	Poor condition, cracking and gouges to center of pulley lagging.	Fault Minor	(Clean/Inspect/Adjust) Monitor for further deterioration.
2	Head/Drive (Ceramic Type)	Visual	20-01-10	Fair condition, wear to ceramic tiles on LHS/RHS	Fault Minor	Monitor for further degradation.
3	Drive Snub (Rubber - Grooved)	Visual	20-01-10	Good condition	Good	

Cleaners						
#	Component	Method	Test Date	Comment	Condition	Action
1	Head (Primary 1 - Razer)	Visual	20-01-10	Poor condition, requires positioning closer to belt.	Fault Minor	(Belt Joint - Resplice)
2	Head (Secondary 1 - Razer)	Visual	20-01-10	Poor condition, excess material build-up around outer cleaner.	Fault Minor	(Clean/Inspect/Adjust)
3	Tail Frame # 5 (V-Plough - Belle Banne/Flexco)	Visual	20-01-10	Poor condition, excess material build-up around plough LHS/RHS.	Fault Minor	(Clean/Inspect/Adjust)

CC010 Conveyor - Component Details

Monitoring Devices						
#	Component	Method	Test Date	Comment	Condition	Action
1	Underspeed Sensor (RHS Tail TUP Pulley)	Visual	<u>20-01-10</u>	US sensor on RHS side Tail/TUP pulley, appears to be functional, could not confirm serviceability.	Good	
2	Belt Drift Switch (Frame # 5-6 - Carry Side)	Visual	<u>20-01-10</u>	2 x belt drift switches between # 5 & 6 idler frame on carry side appear to be functional, could not confirm serviceability.	Good	
3	Belt Drift Switch (Frame # 191-192 - Carry Side)	Visual	<u>20-01-10</u>	2 x belt drift switches between # 191 & 192 idler frame on carry side appear to be functional, could not confirm serviceability.	Good	
4	Belt Rip Sensor (Frame # 6-7 - Return Side)	Visual	<u>20-01-10</u>	Rip detector fitted between # 6 -7 idler frame appears to be functional, could not confirm serviceability.	Good	
5	Belt Rip Sensor (Frame # 180-181 - Return Side)	Visual	<u>20-01-10</u>	Rip detector fitted between # 180 - 181 idler frame, appears to be functional, could not confirm serviceability.	Good	

Tracking Systems						
#	Component	Method	Test Date	Comment	Condition	Action
1	Trough Tracker (# 3 frame)	Visual	<u>20-01-10</u>	Good condition	Good	
2	Trough Tracker (# 188 frame)	Visual	<u>20-01-10</u>	Good condition	Good	
3	Return Tracker (# 1-2 frame)	Visual	<u>20-01-10</u>	Poor condition, frame does not freely rotate and is unserviceable.	Major Fault	(Repair) Requires replacement/repair.
4	Return Tracker (# 40 frame)	Visual	<u>20-01-10</u>	Poor condition, frame does not freely rotate and is unserviceable. Tracking frame buried.	Major Fault	(Repair) Requires replacement/repair.
5	Return Tracker (# 54 frame)	Visual	<u>20-01-10</u>	Good condition	Good	
6	Return Tracker (# 89 frame)	Visual	<u>20-01-10</u>	Good condition	Good	
7	Return Tracker (# 142 frame)	Visual	<u>20-01-10</u>	Fair condition, excess material build-up around tracker. (refer photo 6)	Fault Minor	Clean and remove build-up.

General						
#	Component	Method	Test Date	Comment	Condition	Action
1	General (Material Buildup)	Visual	<u>20-01-10</u>	# 1 Mobile Hopper Poor condition, excess dust spillage around hopper and flowing back on the return and building up around return idlers towards tail. Hopper has been knocked off tracks and requires adjustment to ensure material feeds onto conveyor correctly.	Major Fault	
2	General (Material Buildup)	Visual	<u>20-01-10</u>	Material Build-up Excessive material build-up near return idlers tail to 1, 16, 75-100, 141, 152 some idlers completely buried in build-up.	Out of Spec	(Clean/Inspect/Adjust) Requires cleaning and removal.

CC010 Conveyor - Component Details

General						
#	Component	Method	Test Date	Comment	Condition	Action
3	General (Idlers)	Visual	<u>20-01-10</u>	Trough Frame Damaged and bent trough frame at frame # 60 center idler not making contact and frame # 163 & 166 RHS.	Out of Spec	



Photo 1 (Excessive edge wear to LHS to carcass.)



Photo 2 (Tracking frame buried at # 40.)



Photo 3 (Excessive material build-up near tru-tracker frame # 142.)



Photo 4 (Primary cleaner requires closer positioning to belt.)



Photo 5 (Excess build-up on LHS/RHS of plough.)



Photo 6 (Cracking and gouges to pulley lagging at center.)

CC001 Conveyor

LEGEND

Ⓢ Splice	Ⓒ Clip
----------	--------



CC001 Conveyor - Belting Details

Conveyor Belt										
#	Joint Detail	Test Date	Comment / Action	Condition	#	Belt Detail	Test Date	Comment / Action	Condition TC	Condition BC
1	Splice	20-01-10	Top Cover: Fair condition, delaminating on top LHS cover of splice monitor for further degradation. Bottom Cover: Fair condition (Clean/Inspect/Adjust)	Fault Minor	1	IMAS Install: 31-03-10	20-01-10	Top Cover: Fair condition, LHS edge frayed and worn to carcass in parts. (Clean/Inspect/Adjust) Monitor for further degradation. Bottom Cover: Good condition (Clean/Inspect/Adjust)	Good	Good

CC001 Conveyor - Component Details

Pulleys							
#	Component	Method	Test Date	Comment	Condition	Action	
1	Tail (Ceramic Type)	Visual	20-01-10	Fair condition, evidence of lagging delaminating from steel drum.	Fault Minor		
2	Takeup Bend (Ceramic Type)	Visual	20-01-10	Good condition	Good		
3	Takeup (Ceramic Type)	Visual	20-01-10	Good condition, tracking slightly to LHS through TUP.	Good		
4	Takeup Bend (Ceramic Type)	Visual	20-01-10	LHS lube line limited access, floating away from walk-way.	Major Fault		
5	Head/Drive (Ceramic Type)	Visual	20-01-10	Good condition	Good		

Cleaners						
#	Component	Method	Test Date	Comment	Condition	Action
1	Head (Primary 1 - Razer H-Type)	Visual	20-01-10	Could not inspect, signs of excessive build-up and spillage.	Out of Spec	clean/inspect/adjust
2	Head (Secondary 1 - Razer P-Type)	Visual	20-01-10	Could not inspect, signs of excessive build-up and spillage.	Out of Spec	Clean/inspect/adjust
3	Tail (Floating Plough - Belle Banne/Flexco)	Visual	20-01-10	Good condition	Good	
4	Takeup (Floating Plough - Belle Banne/Flexco)	Visual	20-01-10	Good condition	Good	

Monitoring Devices						
#	Component	Method	Test Date	Comment	Condition	Action
1	Underspeed Sensor (LHS Tail Pulley)	Visual	20-01-10	US sensor on LHS side tail pulley, appears to be functional, could not confirm serviceability.	Good	
2	Belt Drift Switch (Frame # 10-11 - Carry Side)	Visual	20-01-10	2 x belt drift switches between # 10 & 11 idler frame on carry side appear to be functional, could not confirm serviceability.	Good	

CC001 Conveyor - Component Details

Monitoring Devices						
#	Component	Method	Test Date	Comment	Condition	Action
3	Belt Drift Switch (Frame # 26-27 - Carry Side)	Visual	<u>20-01-10</u>	2 x belt drift switches between # 26 & 27 idler frame on carry side appear to be functional, could not confirm serviceability.	Good	
4	Belt Rip Sensor (Frame # 16-17 - Return Side)	Visual	<u>20-01-10</u>	Rip detector fitted between # 16 -17 idler frame appears to be functional, could not confirm serviceability.	Good	

Tracking Systems						
#	Component	Method	Test Date	Comment	Condition	Action
1	Trough Tracker (# 17 frame)	Visual	<u>20-01-10</u>	Good condition	Good	
2	Trough Tracker (# 76 frame)	Visual	<u>20-01-10</u>	Poor condition, frame does not freely rotate and is unserviceable. RHS servo hitting structure, LHS servo worn / replace servo. (refer photo 9)	Major Fault	(Repair) Requires replacement/repair.
3	Return Tracker (# 17 frame)	Visual	<u>20-01-10</u>	Poor condition, frame does not freely rotate and is unserviceable requiring replacement/repair. RHS servo hitting structure, LHS servo worn / replace servo.	Major Fault	(Repair)
4	Return Tracker (# 52 frame)	Visual	<u>20-01-10</u>	Poor condition, pivot falling by gravity to RHS.	Major Fault	Requires repair to tension at pivot or replacement.

General						
#	Component	Method	Test Date	Comment	Condition	Action
1	General (Skirting)	Visual	<u>20-01-10</u>	CC010 Loading Chute - good condition	Good	
2	General (Material Buildup)	Visual	<u>20-01-10</u>	Material build-up around tail end of conveyor and on RHS walkway had not been cleaned requires removal due potential slip hazard.	Out of Spec	(Clean/Inspect/Adjust) Requires cleaning
3	General (Material Buildup)	Visual	<u>20-01-10</u>	Material build-up on tail chute cover, requires cleaning.	Out of Spec	(Clean/Inspect/Adjust)



Photo 1 (RHS servo of return tracker hitting structure.)



Photo 2 (Signs of material build-up near head end cleaners.)



Photo 3 (Lube line limited access head side TUP bend pulley.)



Photo 4 (Excess material build-up at tail end of conveyor.)

CC002 Conveyor



CC002 Conveyor - Belting Details

Conveyor Belt										
#	Joint Detail	Test Date	Comment / Action	Condition	#	Belt Detail	Test Date	Comment / Action	Condition TC	Condition BC
1	Splice	20-01-10	Top cover: Fair condition, delaminating at LHS 10cm from edge. Bottom cover: Fair condition	Fault Minor	1	IMAS Install: 31-03-10	20-01-10	Top Cover: Fair condition Bottom Cover: Fair condition	Good	Good

CC002 Conveyor - Component Details

Pulleys							
#	Component	Method	Test Date	Comment	Condition	Action	
1	Tail/Takeup (Rubber - Grooved)	Visual	20-01-10	Good condition	Good		
2	Head/Drive (Ceramic Type)	Visual	20-01-10	Good condition	Good		

Cleaners							
#	Component	Method	Test Date	Comment	Condition	Action	
1	Head (Primary 1 - Razer H-Type)	Visual	20-01-10	Good condition	Good		
2	Head (Secondary 1 - Razer P-Type)	Visual	20-01-10	Good condition	Good		
3	Tail (Floating Plough - Belle Banne/Flexco)	Visual	20-01-10	Good condition	Good		

Monitoring Devices							
#	Component	Method	Test Date	Comment	Condition	Action	
1	Underspeed Sensor (RHS Tail Pulley)	Visual	20-01-10	Ramsey tacho on RHS side tail pulley, appears to be functional, could not confirm serviceability.	Good		
2	Belt Drift Switch (Frame # 1-2 - Carry Side)	Visual	20-01-10	2 x belt drift switches between # 1 & 2 idler frame on carry side appear to be functional, could not confirm serviceability. Signs of wear on LHS switch suggesting possible serviceability issues.	Out of Spec		
3	Belt Drift Switch (Frame # 59-60 - Carry Side)	Visual	20-01-10	2 x belt drift switches between # 59 & 60 idler frame on carry side appear to be functional, could not confirm serviceability.	Good		
4	Belt Rip Sensor (Frame # 17-18 - Return Side)	Visual	20-01-10	Rip detector fitted between # 17 -18 idler frame and appears to be functional, could not confirm serviceability.	Good		
5	Belt Weigher (Frame # 23-24 - Carry Side)	Visual	20-01-10	Microtech-2000 at frame # 23-24, appears to be functional, could not confirm serviceability. 7126212t, 463t/h, 2.7m/s	Good		
6	Magnetic Susceptibility Analyser (Frame # 31-32 - Carry Side)	Visual	20-01-10	MSA at frame # 31-32 appears to be functional, could not confirm serviceability.	Good		

CC002 Conveyor - Component Details

Monitoring Devices						
#	Component	Method	Test Date	Comment	Condition	Action
7	Tramp Metal Detector (Frame # 51-52)	Visual	<u>20-01-10</u>	Pressure canister appears pressurised and functional, could not confirm serviceability.	Good	

Tracking Systems						
#	Component	Method	Test Date	Comment	Condition	Action
1	Trough Tracker (# 16 frame)	Visual	<u>20-01-10</u>	Good condition	Good	
2	Trough Tracker (# 61 frame)	Visual	<u>20-01-10</u>	Good condition	Good	
3	Return Tracker (# 18 frame)	Visual	<u>20-01-10</u>	Good condition	Good	
4	Return Tracker (# 58 frame)	Visual	<u>20-01-10</u>	Poor condition, frame does not freely rotate (quite stiff).	Major Fault	(Repair) Requires repair

General						
#	Component	Method	Test Date	Comment	Condition	Action
1	General (Skirting)	Visual	<u>20-01-10</u>	CC001 Loading Chute - Fair condition, skirting position good on RHS/LHS. The seal between vibro feeder and chute allowing for excess dust to escape and build-up around tail end of conveyer.	Fault Minor	(Clean/Inspect/Adjust) Clean and clear material build-up
2	General (Belt Tension)	Visual	<u>20-01-10</u>	Signs of insufficient belt tension in system.	Out of Spec	(Clean/Inspect/Adjust) Requires tensioning.
3	General (Material Buildup)	Visual	<u>20-01-10</u>	Excessive material build-up under head pulley making contact with belt had been cleaned/removed.	Out of Spec	(Belt Joint - Resplice)



Photo 1 (Signs of wear on LHS tail drift switch.)



Photo 2 (Signs of insufficient belt tension in system.)




Photo 3 (Excess material build-up under head pulley removed.)

CC003 Conveyor

LEGEND

Ⓢ Splice	Ⓒ Clip
----------	--------



CC003 Conveyor - Belting Details

Conveyor Belt										
#	Joint Detail	Test Date	Comment / Action	Condition	#	Belt Detail	Test Date	Comment / Action	Condition TC	Condition BC
1	Splice	20-01-10	Bottom cover: Fair condition. Top cover: Poor condition, delaminating on RHS top edge at 1st ply. (Belting - Replace)	Out of Spec	1	Install: 31-03-10	20-01-10	Top Cover: Poor condition, worn to the carcass length of belt 3cm from edge RHS. Belt generally very thin from ultrasonic measurements. Severe edge wear and fraying. (Belting - Replace) Prepare for belt change. Bottom Cover: Poor condition (Belting - Replace)	Major Fault	Major Fault

CC003 Conveyor - Component Details

Pulleys							
#	Component	Method	Test Date	Comment	Condition	Action	
1	Tail (Rubber - Grooved)	Visual	20-01-10	Good condition	Good		
2	Tripper (Rubber - Grooved)	Visual	20-01-10	Good condition	Good		
3	Tripper (Rubber - Grooved)	Visual	20-01-10	Poor condition, worn (or smooth due to material build-up) to 40cm length at centre of pulley.	Major Fault	Repair/replace/clean lagging.	
4	Tripper (Ceramic Type)	Visual	20-01-10	Good condition	Good		
5	Tripper (Rubber - Grooved)	Visual	20-01-10	Poor condition, material build-up on center pulley face.	Out of Spec	Clean/replace lagging.	
6	Takeup Bend (Rubber - Grooved)	Visual	20-01-10	Fair condition, some material build-up on pulley face. Grease & dust build up on LHS pulley.	Fault Minor	(Clean/Inspect/Adjust) Shaft requires clean/replace.	
7	Takeup (Rubber - Grooved)	Visual	20-01-10	Good condition, excess material build-up around cable leading to gravity TUP.	Good		
8	Takeup Bend (Rubber - Grooved)	Visual	20-01-10	Fair condition, some material build-up on pulley face. Grease & dust build up on LHS pulley shaft clean/replace.	Fault Minor	(Replace) Clean/replace lagging	
9	Head/Drive (Rubber - Grooved)	Visual	20-01-10	Fair condition	Good		

Cleaners							
#	Component	Method	Test Date	Comment	Condition	Action	
1	Head (Primary 1 - ESS)	Visual	20-01-10	Could not inspect (NEW SYSTEM INSTALLED)	Unknown		
2	Head (Secondary 1 - ESS)	Visual	20-01-10	Good condition (NEW SYSTEM INSTALLED)	Good		
3	Tripper (Primary 1 - ESS)	Visual	20-01-10	Could not inspect (NEW SYSTEM INSTALLED – less spillage and build-up on cleaner at 128 and at ground level)	Unknown		
4	Head Frame # 131-132 (Secondary 2 - Razer P-Type)	Visual	20-01-10		Good		

CC003 Conveyor - Component Details

Cleaners						
#	Component	Method	Test Date	Comment	Condition	Action
5	Head Frame # 83 (Secondary 3 - Razer P-Type)	Visual	<u>20-01-10</u>	Excessive material build-up, clean/inspect/adjust cleaner (refer photo 16).	Out of Spec	
6	Head Frame # 80-81 (Floating Plough - Belle Banne/Flexco)	Visual	<u>20-01-10</u>	Plough not in contact with belting at nose, requires adjustment. Excess build-up LHS/RHS of plough. (refer photo 15)	Out of Spec	
7	Tail (Floating Plough - Belle Banne/Flexco)	Visual	<u>20-01-10</u>	Fair condition, some material build-up LHS/RHS of plough at ground level.	Fault Minor	(Clean/Inspect/Adjust)
8	Tripper (Floating Plough - Belle Banne/Flexco)	Visual	<u>20-01-10</u>	Good condition	Good	

Monitoring Devices						
#	Component	Method	Test Date	Comment	Condition	Action
1	Underspeed Sensor (RHS Tail Pulley)	Visual	<u>20-01-10</u>	US sensor on RHS side tail pulley, appears to be functional, could not confirm serviceability.	Good	
2	Belt Drift Switch (Frame # 1-2 - Carry Side)	Visual	<u>20-01-10</u>	2 x belt drift switches between # 1 & 2 idler frame on carry side appear to be functional, could not confirm serviceability.	Good	
3	Belt Drift Switch (Frame # 57-58 - Carry Side)	Visual	<u>20-01-10</u>	2 x belt drift switches between # 57 & 58 idler frame on carry side appear to be functional, could not confirm serviceability.	Good	
4	Belt Drift Switch (Tripper at ground level - Carry Side)	Visual	<u>20-01-10</u>	2 x belt drift switches at tripper near ground idler frame on carry side appear to be functional, could not confirm serviceability.	Good	
5	Belt Drift Switch (Frame # 130-131 - Carry Side)	Visual	<u>20-01-10</u>	2 x belt drift switches between # 130 & 131 idler frame on carry side appear to be functional, could not confirm serviceability.	Good	
6	Belt Rip Sensor (Frame # 48-49 - Return Side)	Visual	<u>20-01-10</u>	Rip detector fitted between # 48 -49 idler frame side appears to be functional, could not confirm serviceability.	Good	
7	Belt Rip Sensor (Frame # 75-76 - Return Side)	Visual	<u>20-01-10</u>	Rip detector fitted between # 75 -76 idler frame side appears to be functional, could not confirm serviceability.	Good	
8	Tramp Metal Detector (Frame # 94-95 - Carry Side)	Visual	<u>20-01-10</u>	Metal detector at frame # 94-95 on carry side appears to be functional, could not confirm serviceability.	Good	

Tracking Systems						
#	Component	Method	Test Date	Comment	Condition	Action
1	Trough Tracker (# 48 frame)	Visual	<u>20-01-10</u>	Good condition	Good	
2	Trough Tracker (# 57 frame)	Visual	<u>20-01-10</u>	Good condition	Good	
3	Trough Tracker (# 77 frame)	Visual	<u>20-01-10</u>	Good condition	Good	
4	Trough Tracker (# 131 frame)	Visual	<u>20-01-10</u>	Good condition	Good	

CC003 Conveyor - Component Details

Tracking Systems						
#	Component	Method	Test Date	Comment	Condition	Action
5	Return Tracker (# 12 frame)	Visual	<u>20-01-10</u>	Frame does not freely rotate and is unserviceable requiring replacement.	Major Fault	(Replace) Excess material build-up around idler requires removal/cleanup.
6	Return Tracker (# 79 frame)	Visual	<u>20-01-10</u>	Frame does not freely rotate and is unserviceable.	Major Fault	(Repair) Requiring replacement or repair.
7	Return Tracker (# 102 frame)	Visual	<u>20-01-10</u>	Frame does not freely rotate and is unserviceable requiring replacement.	Major Fault	Excess material build-up around idler requires removal/cleanup.
8	Return Tracker (# 129 frame)	Visual	<u>20-01-10</u>	Frame does not freely rotate and is unserviceable.	Major Fault	Requires replacement or repair.

General						
#	Component	Method	Test Date	Comment	Condition	Action
1	General (Skirting)	Visual	<u>20-01-10</u>	CC002 Loading Chute - Poor condition. Excess dust escaping on RHS.	Out of Spec	(Clean/Inspect/Adjust) Skirt requires repositioning.
2	General (Skirting)	Visual	<u>20-01-10</u>	Magnetic Sep - loading chutes - Fair condition. Cover placed to side to allow for pressure balance.	Good	
3	General (Skirting)	Visual	<u>20-01-10</u>	Tripper - Poor condition. Requires adjustment on LHS/RHS due to excessive build-up around trough idlers.	Major Fault	(Clean/Inspect/Adjust)
4	General (Material Buildup)	Visual	<u>20-01-10</u>	Evidence of material build-up around return idlers from tail onwards also build-up and around some trough idlers.	Out of Spec	(Clean/Inspect/Adjust)
5	General (Material Buildup)	Visual	<u>20-01-10</u>	Material build-up & spillage under return belting from TUP pulley to drive location has improved, although evidence of some at ground level.	Major Fault	
6	General (Material Buildup)	Visual	<u>20-01-10</u>	Excessive material build-up at tail end LHS/RHS walkways require cleaning.	Out of Spec	(Clean/Inspect/Adjust)
7	General (Material Buildup)	Visual	<u>20-01-10</u>	Excess material build-up on frame below # 36, 55, 117.	Out of Spec	(Clean/Inspect/Adjust)



Photo 1 (Frame does not freely rotate and excess material build-up.)



Photo 2 (Frame does not freely rotate and excess material build-up.)



Photo 3 (Excess material build-up on cleaner at frame # 83.)



Photo 4 (Excess build-up around LHS/RHS of plough.)



Photo 5 (Grease & dust build up on LHS pulley shaft.)



Photo 6 (Excess build-up around trough idlers LHS/RHS @ tripper chute.)



Photo 7 (Excess material build-up around return idlers from Tail onwards.)



Photo 8 (Excess material build-up at tail end LHS/RHS walkways.)

CC104 Conveyor



CC104 Conveyor - Belting Details

Conveyor Belt										
#	Joint Detail	Test Date	Comment / Action	Condition	#	Belt Detail	Test Date	Comment / Action	Condition TC	Condition BC
1	Splice	02-01-10	Good condition	Good	1	IMAS Install: 31-03-10	20-01-10	Top Cover: Good condition, evidence of skirt-line wear on LHS. Bottom Cover: Good condition	Good	Good

CC104 Conveyor - Component Details

Pulleys							
#	Component	Method	Test Date	Comment	Condition	Action	
1	Tail (Rubber - Grooved)	Visual	20-01-10	Good condition	Good		
2	Takeup Bend (Rubber - Grooved)	Visual	20-01-10	Fair condition, some material build-up on lagging.	Fault Minor	Tread requires cleaning.	
3	Takeup (Rubber - Grooved)	Visual	20-01-10	Good condition	Good		
4	Takeup Bend (Rubber - Grooved)	Visual	20-01-10	Fair condition, some material build-up on lagging.	Fault Minor	Tread requires cleaning.	
5	Head/Drive (Ceramic Type)	Visual	20-01-10	Good condition	Good		

Cleaners							
#	Component	Method	Test Date	Comment	Condition	Action	
1	Head (Primary 1 - ESS)	Visual	20-01-10	Could not inspect. Air assisted system - 4 blades	Unknown		
2	Head (Secondary 1 - ESS)	Visual	20-01-10	Could not inspect. Air assisted system - 6 blades	Unknown		
3	Takeup (Floating Plough - Belle Banne/Flexco)	Visual	20-01-10	Good condition	Good		
4	Tail (Floating Plough - Belle Banne/Flexco)	Visual	20-01-10	Good condition	Good		

Monitoring Devices							
#	Component	Method	Test Date	Comment	Condition	Action	
1	Underspeed Sensor (RHS Tail Pulley - Carry Side)	Visual	20-01-10	US sensor on RHS side tail pulley, appears to be functional, could not confirm serviceability.	Good		
2	Belt Drift Switch (Frame # 13-14 - Carry Side)	Visual	20-01-10	2 x belt drift switches between # 13 & 14 idler frame on carry side appear to be functional, could not confirm serviceability.	Good		
3	Belt Drift Switch (Frame # 57-58 - Carry Side)	Visual	20-01-10	2 x belt drift switches between # 57 & 58 idler frame on carry side appear to be functional, could not confirm serviceability.	Good		

CC104 Conveyor - Component Details

Monitoring Devices						
#	Component	Method	Test Date	Comment	Condition	Action
4	Belt Rip Sensor (Frame 19-20 - Return Side)	Visual	<u>20-01-10</u>	Rip detector fitted between # 19 -20 idler frame side appears to be functional, could not confirm serviceability.	Good	
5	Belt Weigher (Frame # 26-27 - Carry Side)	Visual	<u>20-01-10</u>	Microtech-2000 at frame # 26-27, appears to be functional, could not confirm serviceability 4280961t, 800t/hr, 3.04m/s.	Good	
6	Tramp Metal Detector (Frame # 38 - Carry Side)	Visual	<u>20-01-10</u>	Detector at frame # 38 does not appear to be serviceable, no pressure in dye canister (0 psi), service dye marking system.	Out of Spec	(Clean/Inspect/Adjust) Determine functionality of detector unit.

Tracking Systems						
#	Component	Method	Test Date	Comment	Condition	Action
1	Trough Tracker (# 19 frame)	Visual	<u>20-01-10</u>	Good condition	Good	
2	Return Tracker (# 21 frame)	Visual	<u>20-01-10</u>	Frame does not freely rotate and is unserviceable RHS servo wearing against belt.	Major Fault	(Repair) Requires replacement or repair.
3	Return Tracker (# 57 frame)	Visual	<u>20-01-10</u>	Frame does not freely rotate and is unserviceable and excess material build-up around idler.	Major Fault	Requires replacement or repair. Build-up requires cleaning.
3	Return Tracker (# 57 frame)	Visual	<u>20-01-10</u>	Frame does not freely rotate and is unserviceable requiring replacement/repair.	Major Fault	(Repair)

General						
#	Component	Method	Test Date	Comment	Condition	Action
1	General (Material Buildup)	Visual	<u>20-01-10</u>	Excessive material build-up under head pulley in contact with belt had been cleaned/removed.	Good	(Clean/Inspect/Adjust)
2	General (Gearbox)	Visual	<u>20-01-10</u>	No cover to open ended shaft of motor gearbox, potential safety hazard.	Out of Spec	(Clean/Inspect/Adjust) Investigate covers and rectify.
3	General (Tracking)	Visual	<u>20-01-10</u>	Belt tracking to the LHS.	Good	(Clean/Inspect/Adjust) Monitor closely for further flow on issues.



Photo 1 (Excess material build-up around tracking idler.)



Photo 2 (New cleaners to be installed.)



Photo 3 (Material build-up on lagging tread at center.)



Photo 4 (Belt tracking to the LHS.)

CC105 Conveyor



CC105 Conveyor - Belting Details

Conveyor Belt										
#	Joint Detail	Test Date	Comment / Action	Condition	#	Belt Detail	Test Date	Comment / Action	Condition TC	Condition BC
1	Splice	20-01-10	Top cover: Fair condition Bottom cover: Poor condition, splice torn away from join and flapping against passing idler. (Clean/Inspect/Adjust) Repair immediately.	STOP FIX	1	IMAS Roll: 3800A1 Install: 31-03-10	20-01-10	Top Cover: Good condition (Clean/Inspect/Adjust) Bottom Cover: Fair condition, some edge damage RHS. (Clean/Inspect/Adjust) Monitor closely for further degradation.	Good	Fault Minor

CC105 Conveyor - Component Details

Pulleys							
#	Component	Method	Test Date	Comment	Condition	Action	
1	Tail (Rubber - Grooved)	Visual	20-01-10	Good condition	Good		
2	Takeup Bend (Rubber - Grooved)	Visual	20-01-10	Poor condition, excess build-up on lagging tread. Lube line still bent and not connected.	Major Fault	(Repair) Build-up requires cleaning and lube line requires repair.	
3	Takeup (Rubber - Grooved)	Visual	20-01-10	Poor condition, excess material build-up around TUP pulley making contact with belt.	Out of Spec	(Clean/Inspect/Adjust) Requires cleaning.	
4	Takeup Bend (Rubber - Grooved)	Visual	20-01-10	Good condition	Good		
5	Head/Drive (Ceramic Type)	Visual	20-01-10	Good condition	Good		

Cleaners							
#	Component	Method	Test Date	Comment	Condition	Action	
1	Head (Primary 1 - ESS)	Visual	20-01-10	Could not inspect. Air assisted system - 4 blades	Unknown		
2	Head (Secondary 1 - ESS)	Visual	20-01-10	Good condition Air assisted system - 6 blades	Good		
3	Takeup (Floating Plough - Belle Banne/Flexco)	Visual	20-01-10	Plough not in good contact with belting at nose.	Out of Spec	(Clean/Inspect/Adjust) Requires adjustment.	
4	Tail (Floating Plough - Belle Banne/Flexco)	Visual	20-01-10	Plough not in contact with belting at nose, as well as build-up on top of blades.	Out of Spec	(Clean/Inspect/Adjust) Requires adjustment and cleaning.	

Monitoring Devices							
#	Component	Method	Test Date	Comment	Condition	Action	
1	Underspeed Sensor (RHS Tail Pulley)	Visual	20-01-10	US sensor on RHS side tail pulley, appears to be functional, could not confirm serviceability.	Good		
2	Belt Drift Switch (Frame # 3-4 - Carry Side)	Visual	20-01-10	2 x belt drift switches between # 3 & 4 idler frame on carry side appear to be functional, could not confirm serviceability.	Good		

CC105 Conveyor - Component Details

Monitoring Devices						
#	Component	Method	Test Date	Comment	Condition	Action
3	Belt Drift Switch (Frame # 54-55 - Carry Side)	Visual	<u>20-01-10</u>	2 x belt drift switches between # 54 & 55 idler frame on carry side appear to be functional, could not confirm serviceability.	Good	
4	Belt Rip Sensor (Frame # 20-21 - Return Side)	Visual	<u>20-01-10</u>	Rip detector fitted between # 20 -21 idler frame side appears to be functional, could not confirm serviceability.	Good	

Tracking Systems						
#	Component	Method	Test Date	Comment	Condition	Action
1	Trough Tracker (# 19 frame)	Visual	<u>20-01-10</u>	Good condition	Good	
2	Return Tracker (# 21 frame)	Visual	<u>20-01-10</u>	Frame does not freely rotate and is unserviceable and RHS servo worn.	Major Fault	(Clean/Inspect/Adjust) Tracker requires replacement or repair and excess material build-up requires clean/remove.

General						
#	Component	Method	Test Date	Comment	Condition	Action
1	General (Material Buildup)	Visual	<u>20-01-10</u>	Material build-up on frame near TS TUP not as excessive not making contact with belt.	Fault Minor	(Clean/Inspect/Adjust) Build-up requires cleaning.
2	General (Material Buildup)	Visual	<u>20-01-10</u>	Excessive material build-up at tail end below chute and on frame # 35.	Out of Spec	(Clean/Inspect/Adjust) Requires cleaning.
3	General (Gearbox)	Visual	<u>20-01-10</u>	No cover to open ended shaft of motor gearbox, potential safety hazard.	Out of Spec	(Repair) Investigate covers and rectify.



Photo 1 (Excess material build-up around return idler.)



Photo 2 (Plough at tail build-up on blade and poor nose contact.)



Photo 3 (Lube line bent and not connected at TS TUP pulley.)



Photo 4 (Material build-up around TUP pulley.)



Photo 5 (Excess material build-up on frame near TS TUP.)



Photo 6 (No cover to open ended shaft of motor gearbox.)

CC204 Conveyor



CC204 Conveyor - Belting Details

Conveyor Belt										
#	Joint Detail	Test Date	Comment / Action	Condition	#	Belt Detail	Test Date	Comment / Action	Condition TC	Condition BC
1	Splice	20-01-10	Top cover: Fair condition Bottom cover: Large section removed from splice to carcass 25cm2 and delaminating at edge on RHS. (Belting - Replace) Plan for belt replacement.	Out of Spec	1	IMAS Install: 31-03-10	20-01-10	Top Cover: Poor condition. Section 3m long on LHS edge torn back to carcass, some small gouges on LHS/RHS, also consistent skirt-line damage on LHS. (Belting - Replace) Plan for belt replacement. Bottom Cover: Poor condition. Delaminating between 1st ply from bottom. (Belting - Replace) Plan for belt replacement.	Major Fault	Out of Spec

CC204 Conveyor - Component Details

Pulleys							
#	Component	Method	Test Date	Comment	Condition	Action	
1	Tail (Rubber - Grooved)	Visual	20-01-10	Good condition	Good		
2	Takeup Bend (Rubber - Grooved)	Visual	20-01-10	Good condition	Good		
3	Takeup (Rubber - Grooved)	Visual	20-01-10	Fair condition, tracking to LHS through TUP.	Good		
4	Takeup Bend (Rubber - Grooved)	Visual	20-01-10	Good condition	Good		
5	Head/Drive (Ceramic Type)	Visual	20-01-10	Good condition	Good		

Cleaners						
#	Component	Method	Test Date	Comment	Condition	Action
1	Head (Primary 1 - ESS)	Visual	20-01-10	Could not inspect	Unknown	
2	Head (Secondary 1 - ESS)	Visual	20-01-10	Could not inspect	Unknown	
3	Takeup (Floating Plough - Belle Banne/Flexco)	Visual	20-01-10	Good condition	Good	
4	Tail (Floating Plough - Belle Banne/Flexco)	Visual	20-01-10	Fair condition, poor contact at nose.	Fault Minor	(Clean/Inspect/Adjust) Requires adjustment.

Monitoring Devices						
#	Component	Method	Test Date	Comment	Condition	Action
1	Underspeed Sensor (LHS Tail Pulley)	Visual	20-01-10	Ramsey tacho on LHS side tail pulley, appears to be functional, could not confirm serviceability.	Good	
2	Belt Drift Switch (Frame # 13-14 - Carry Side)	Visual	20-01-10	2 x belt drift switches between # 13 & 14 idler frame on carry side appear to be functional, could not confirm serviceability.	Good	

CC204 Conveyor - Component Details

Monitoring Devices						
#	Component	Method	Test Date	Comment	Condition	Action
3	Belt Drift Switch (Frame # 57-58 - Carry Side)	Visual	<u>20-01-10</u>	2 x belt drift switches between # 57 & 58 idler frame on carry side appear to be functional, could not confirm serviceability.	Good	
4	Belt Rip Sensor (Frame # 19-20 - Return Side)	Visual	<u>20-01-10</u>	Rip detector fitted between # 19 -20 idler frame side appears to be functional, could not confirm serviceability.	Good	
5	Belt Weigher (Frame # 26-27 - Carry Side)	Visual	<u>20-01-10</u>	Microtech-2000 at frame # 26-27, appears to be functional, could not confirm serviceability. 10695053t, 840t/hr, 3.08m/s.	Good	
6	Tramp Metal Detector (Frame # 37 - Carry Side)	Visual	<u>20-01-10</u>	Metal detector at frame # 37 does not appear to be serviceable, no pressure in dye canister (0 psi), service dye marking system.	Out of Spec	(Clean/Inspect/Adjust) Determine functionality of detector unit.

Tracking Systems						
#	Component	Method	Test Date	Comment	Condition	Action
1	Trough Tracker (# 19 frame)	Visual	<u>20-01-10</u>	Good condition	Good	
2	Return Tracker (# 21 frame)	Visual	<u>20-01-10</u>	Good condition	Good	
3	Return Tracker (# 57 frame)	Visual	<u>20-01-10</u>	Frame does not freely rotate and is unserviceable.	Major Fault	(Repair) Requires replacement or repair.

General						
#	Component	Method	Test Date	Comment	Condition	Action
1	General (Material Buildup)	Visual	<u>20-01-10</u>	Excessive material build-up at the back of the head chute rubbing on the underside of the belting has been cleaned.	Good	(Clean/Inspect/Adjust)
2	General (Gearbox)	Visual	<u>20-01-10</u>	No cover to open ended shaft of motor gearbox, potential safety hazard.	Out of Spec	(Clean/Inspect/Adjust) Investigate covers and rectify.
3	General (Transfers)	Visual	<u>20-01-10</u>	Chute cover at tail end transfer poorly positioned.	Out of Spec	(Clean/Inspect/Adjust) Requires readjusting.



Photo 1 (Section 3m long on LHS edge torn back to carcass.)



Photo 2 (Material build-up on frame near pulley.)



Photo 3 (No cover to open ended shaft of motor gearbox.)

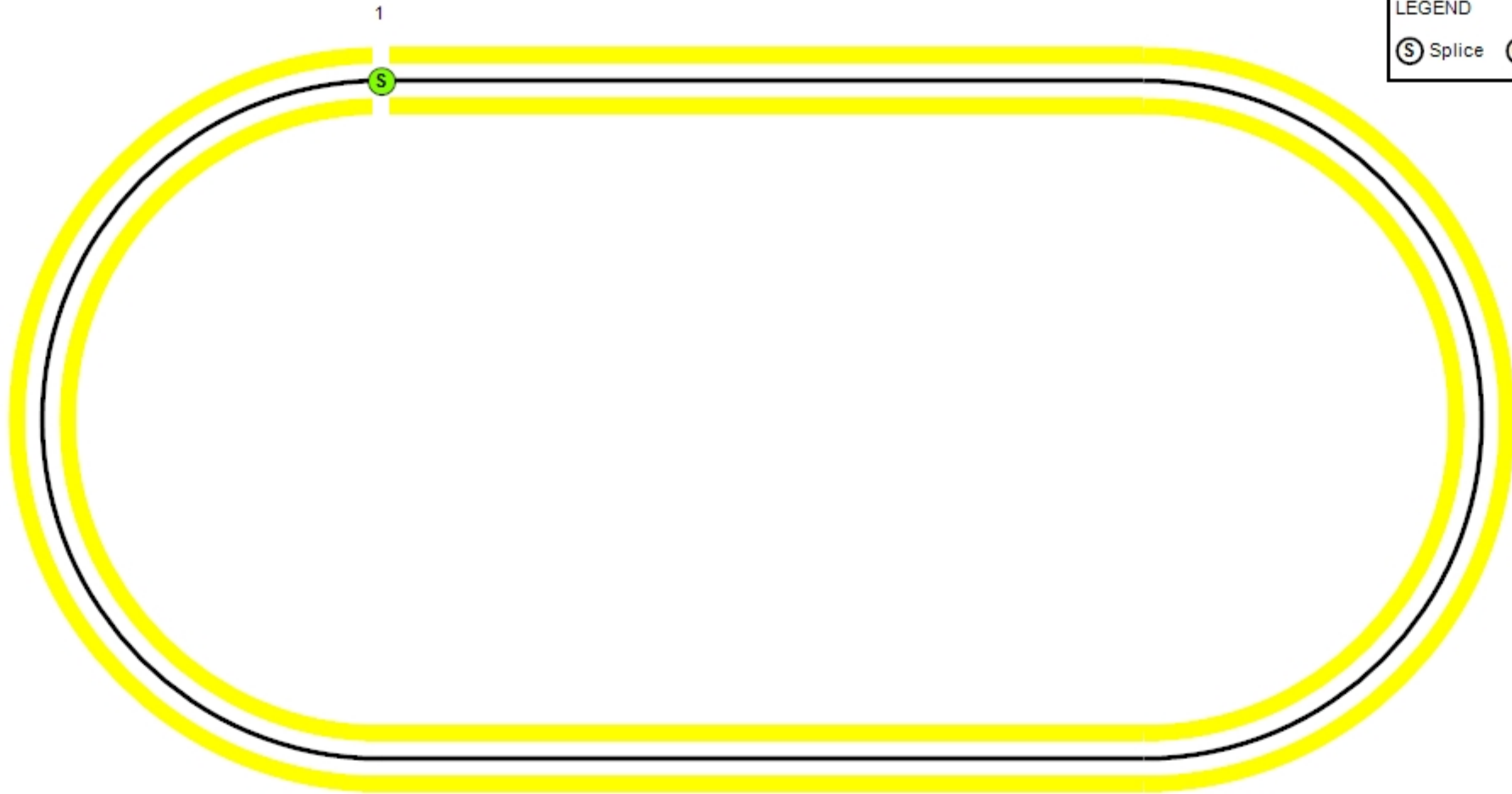


Photo 4 (Chute cover at tail end transfer requires readjusting.)

CC205 Coveyor

LEGEND

Ⓢ Splice ⓐ Clip



CC205 Coveyor - Belting Details

Conveyor Belt										
#	Joint Detail	Test Date	Comment / Action	Condition	#	Belt Detail	Test Date	Comment / Action	Condition TC	Condition BC
1	Splice	20-01-10	Good condition (Clean/Inspect/Adjust)	Good	1	IMAS Roll: 4300A2 Install: 31-03-10	20-01-10	Top Cover: Fair condition, fraying of edges at RHS, skirt-linewear LHS and delaminating to 1st ply. (Clean/Inspect/Adjust) Monitor for further degradation. Bottom Cover: Fair condition, delaminating to 1st ply edge. (Clean/Inspect/Adjust) Monitor for further degradation.	Fault Minor	Fault Minor

CC205 Coveyor - Component Details

Pulleys							
#	Component	Method	Test Date	Comment	Condition	Action	
1	Tail (Rubber - Grooved)	Visual	20-01-10	Good condition	Good		
2	Takeup Bend (Rubber - Grooved)	Visual	20-01-10	Fair condition, some material build-up on frame near pulley.	Good	(Clean/Inspect/Adjust) Build-up requires cleaning.	
3	Takeup (Rubber - Grooved)	Visual	20-01-10	Fair condition, signs of delaminating lagging on LHS.	Fault Minor	(Clean/Inspect/Adjust) Monitor for further degradation.	
4	Takeup Bend (Rubber - Grooved)	Visual	20-01-10	Fair condition	Good		
5	Head/Drive (Ceramic Type)	Visual	20-01-10	Good condition	Good		

Cleaners							
#	Component	Method	Test Date	Comment	Condition	Action	
1	Head (Primary 1 - ESS)	Visual	20-01-10	Could not inspect	Unknown		
2	Head (Secondary 1 - ESS)	Visual	20-01-10	Good condition	Good		
3	Takeup (Floating Plough - Belle Banne/Flexco)	Visual	20-01-10	Good condition	Good		
4	Tail (Floating Plough - Belle Banne/Flexco)	Visual	20-01-10	Good condition	Good		

Monitoring Devices							
#	Component	Method	Test Date	Comment	Condition	Action	
1	Underspeed Sensor (LHS Tail Pulley)	Visual	20-01-10	US sensor on LHS side tail pulley, appears to be functional, could not confirm serviceability.	Good		
2	Belt Drift Switch (Frame # 3-4 - Carry Side)	Visual	20-01-10	2 x belt drift switches between # 3 & 4 idler frame on carry side appears to be functional.	Good		

CC205 Coveyor - Component Details

Monitoring Devices						
#	Component	Method	Test Date	Comment	Condition	Action
3	Belt Drift Switch (Frame # 54-55 - Carry Side)	Visual	<u>20-01-10</u>	2 x belt drift switches between # 54 & 55 idler frame on carry side appear to be functional, could not confirm serviceability.	Good	
4	Belt Rip Sensor (Frame #20-21 - Return Side)	Visual	<u>20-01-10</u>	Rip detector fitted between # 20 -21 idler frame side appears to be functional, could not confirm serviceability.	Good	

Tracking Systems						
#	Component	Method	Test Date	Comment	Condition	Action
1	Trough Tracker (# 19 frame)	Visual	<u>20-01-10</u>	Frame does not freely rotate and LHS servo worn.	Major Fault	(Repair) Requires repair.
2	Return Tracker (# 21 frame)	Visual	<u>20-01-10</u>	Good condition	Good	

General						
#	Component	Method	Test Date	Comment	Condition	Action
1	General (Material Buildup)	Visual	<u>20-01-10</u>	Excessive material build-up at the back of the head chute rubbing on the underside of the belting had been cleaned.	Good	
2	General (Material Buildup)	Visual	<u>20-01-10</u>	Excessive material build-up at tail end of conveyor.	Good	(Clean/Inspect/Adjust) Requires cleaning.
3	General (Guarding)	Visual	<u>20-01-10</u>	Guarding has not been re-fitted to protect from potential pinch point and safety hazards RHS head end.	Out of Spec	(Repair) Guarding requires refitting.
4	General (Tracking)	Visual	<u>20-01-10</u>	Belt tracking to LHS.	Fault Minor	(Clean/Inspect/Adjust) Monitor for further belt tracking issues.
5	General (Gearbox)	Visual	<u>20-01-10</u>	No cover to open ended shaft of motor gearbox, potential safety hazard	Out of Spec	(Clean/Inspect/Adjust) Investigate covers and rectify.



Photo 1 (Excess material build-up at tail end.)



Photo 2 (No cover to open ended shaft of motor gearbox.)